

# LED WATERPROOF CORN LIGHT

## PRODUCT FEATURES

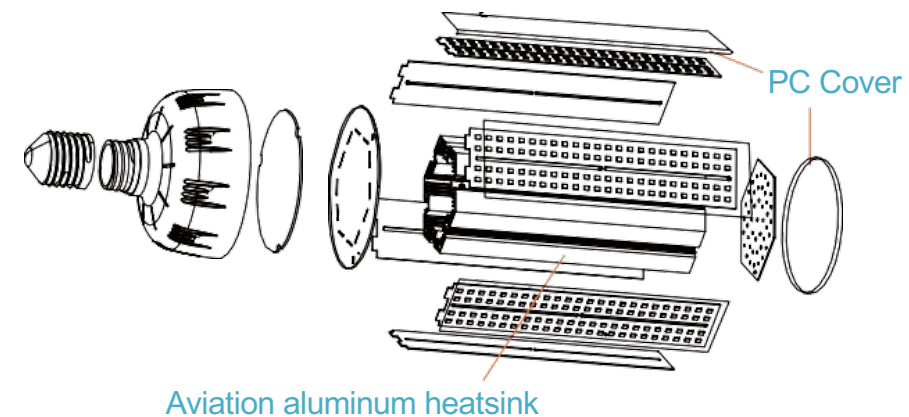
- Unique structure design, disconnect-type design of power supply and light source, easier for power supply and light source changing if needed.
- Using die casing aluminum heat sinking and active air exchanging cooling system which speed up heat spreading.
- Widely used, no need of ballast, easy installation. Complies with the standards of TUV and ETL well.
- Not applicable for dimmers , electronic switches and remote controls.
- If used in sealed lamp fixtures it will reduce the lumen flux and working life. We don't suggest to use it in the sealed fixture, especially for high power light of more than 60w. if over 80w, don't install in a sealed fixtures.
- Mainly used in workplaces, supermarkets, garden for public places lighting.

## INSTALLATION AND MAINTENANCE

- Power must be cut off before installation. Be sure to remove the ballast before installation, it directly connect with wire AC85-300v.
- If you want to replace the traditional fluorescent lights, please ensure you are using the correct socket which fits the lamp perfectly. Ensure that the input voltage and the lamp is matched. Make sure that the lamp base will hold three times the net weight of the lamp.
- Make sure the products are installed tightly on the fixture, then plug in and turn on the light.
- If phenomenon of smoke emitting and peculiar smell occurs, it may lead to electric shock or fire accident. Please cut off the power supply quickly and contact the maintenance personnel. Please do not disassemble it by yourself to avoid the electric shock accident.
- Please do not replace the parts at random in case of to avoid accidents of lamp damage, falling, electric shock, catching fire etc.
- Please use dry cloth to clean it. Please do not use volatile matters such as paint thinner and gas to clean the surface of the lamps. Please do not spray pesticides onto the lights. Otherwise, it may lead to discoloration or damage of the lights.



## THE EXPLOSION FIGURE



## PAY ATTENTION

When the products are used for outdoor lighting, please take measures with adequate ventilation. Please pay attention to the size of the confined space. Let the lamp have enough space for heat dissipation for the lumen maintenance and extended working life.

# LED WATERPROOF CORN LIGHT

## PRODUCT FEATURES

ITEM No.	MYM-25-02	MYM-30-02	MYM-35-02
Led Power	25W	30W	35W
Lumen Output	2870lm	3450lm	4025lm
Weight	0.63kg	0.71kg	0.78kg
Product size(mm)	Dia93*L209	Dia93*L240	Dia93*L240
Carton size(mm)	470*470*370, 21pcs/CTN	470*470*370, 21pcs/CTN	420*420*290, 16pcs/CTN
ITEM No.	MYM-40-02	MYM-50-02	MYM-60-02
Led Power	40W	50W	60W
Lumen Output	4600lm	5750lm	6900lm
Weight	0.85kg	0.85kg	0.85kg
Product size(mm)	Dia93*L270	Dia93*L280	Dia93*L280
Carton size(mm)	420*420*340, 16pcs/CTN	420*420*340, 16pcs/CTN	420*420*340, 16pcs/CTN
Beam angle	360°	CRI	>80
Input Voltage	AC 85-265V	CCT	2700-6500k
Driver Brand	CE/UL driver	IP Grade	IP65
Led Lamp	SAMSUNG SMD 5630	Power Factor	>0.95



# LED CORN LIGHT

## PRODUCT FEATURES

- Unique structure design, disconnect-type design of power supply and light source, easier for power supply and light source changing if needed.
- Using aluminum fan heat sinking and active air exchanging cooling system which speed up heat spreading.
- Widely used, no need of ballast, easy installation. Complies with the standards of TUV and ETL well.
- Not applicable for dimmers , electronic switches and remote controls.
- if used in sealed lamp fixtures it will reduce the lumen flux and working life . We don't suggest to use it in the sealed fixture, especially for high power light of more than 60w. if over 80w, don't install in a sealed fixtures.
- Mainly used in workplaces, supermarkets, garden for public places lighting.

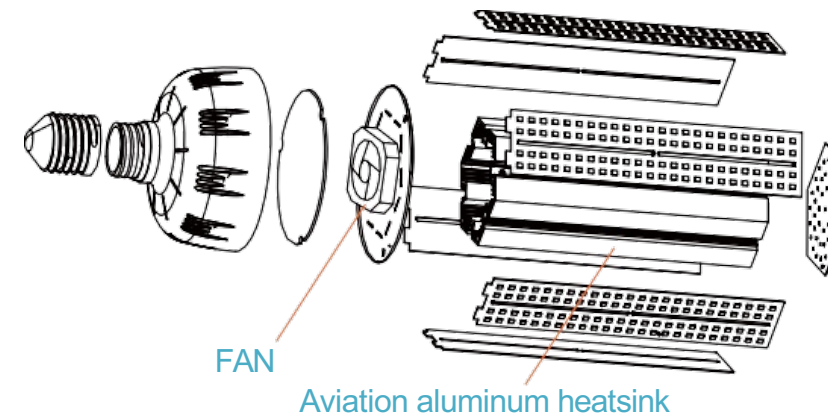
## INSTALLATION AND MAINTENANCE

- Power must be cut off before installation. Be sure to remove the ballast before installation, it directly connect with wire AC85-300v.
- If you want to replace the traditional fluorescent lights, please ensure you are using the correct socket which fits the lamp perfectly. Ensure that the input voltage and the lamp is matched. Make sure that the lamp base will hold three times the net weight of the lamp.
- Make sure the products are installed tightly on the fixture, then plug in and turn on the light.
- If phenomenon of smoke emitting and peculiar smell occurs, it may lead to electric shock or fire accident. Please cut off the power supply quickly and contact the maintenance personnel. Please do not disassemble it by yourself to avoid the electric shock accident.
- Please do not replace the parts at random in case of to avoid accidents of lamp damage, falling, electric shock and catching fire etc.
- Please use dry cloth to clean it. Please do not use volatile matters such as paint thinner and gas to clean the surface of the lamps. Please do not spray pesticides onto the lights. Otherwise, it may lead to discoloration or damage of the lights.



Certification: CE,ROHS,TUV,FCC,SAA,C-tick

## THE EXPLOSION FIGURE



## PAY ATTENTION

When the products are used for outdoor lighting, please take measures with adequate ventilation. Please pay attention to the size of the confined space. Let the lamp have enough space for heat dissipation for the lumen maintenance and extended working life.

# LED CORN LIGHT

## PRODUCT FEATURES

ITEM No.	MYM-30-03	MYM-50-03	MYM-60-03	MYM-80-03
Led Power	30W	50W	60W	80W
Lumen Output	3900lm	6500lm	7800lm	10400lm
Weight	0.44kg	0.53kg	0.57kg	0.8kg
Product size(mm)	Dia94*L167	Dia94*L196	Dia94*L228	Dia118*L255
Carton size(mm)	440*430*440, 18pcs/CTN	500*430*440, 18pcs/CTN	580*430*440, 18pcs/CTN	580*430*440, 18pcs/CTN

ITEM No.	MYM-100-03	MYM-120-03	MYM-150	MYM-200	MYM-250
Led Power	100W	120W	150W	200W	250W
Lumen Output	13000lm	15600lm	19500lm	26000lm	32500lm
Weight	0.86kg	0.9kg	1.83kg	1.9kg	2kg
Product size(mm)	Dia118*L308	Dia118*L336	Dia128*L315	Dia128*L335	Dia128*L365
Carton size(mm)	700*430*440, 18pcs/CTN	750*430*440, 18pcs/CTN	620*470*370, 12pcs/CTN	620*470*380, 12pcs/CTN	620*470*410, 12pcs/CTN

Beam angle	360°	CRI	>80
Input Voltage	AC 85-300V	CCT	2700-6500k
Driver Brand	CE/UL driver	IP Grade	IP40
Led Lamp	SAMSUNG SMD 2835	Power Factor	>0.95




Certification: CE,ROHS,TUV,FCC,SAA,C-tick

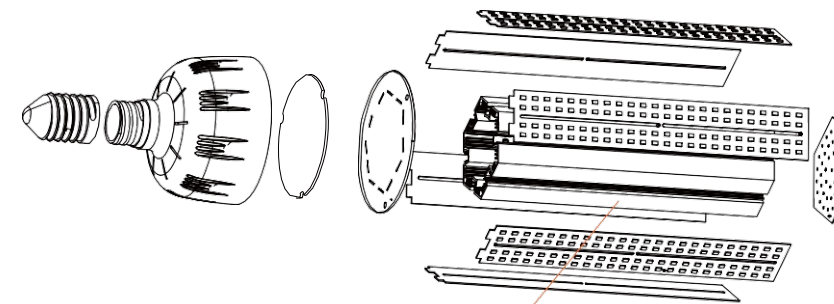
# LED CORN LIGHT

## INSTALLATION AND MAINTENANCE

- Power must be cut off before installation. Be sure to remove the ballast before installation, it directly connects with wire AC85-300v.
- If you want to replace the traditional fluorescent lights, please ensure you are using the correct socket which fits the lamp. Ensure that the input voltage and the lamp is matched. Make sure that the lamp base will hold three times the net weight of the lamp.
- Make sure the products are installed tightly on the fixture, then plug in and turn on the light.
- If smoke and/or peculiar smell occurs, it may lead to electric shock or fire accident. Please cut off the power supply quickly and contact the maintenance personnel. Please do not disassemble it by yourself to avoid the electric shock accident.
- Please do not replace parts at random to avoid accidents or lamp damage, falling, electric shock, catching fire etc.
- Please use dry cloth to clean. Please do not use volatile liquids such as paint thinner and gas
- to clean the surface of the lamps. Please do not spray pesticides onto the lights. Otherwise, it may lead to discoloration or damage of the lights.



## THE EXPLOSION FIGURE



Aviation aluminum heatsink

## PAY ATTENTION

When the products are used for outdoor lighting, please take measures with adequate ventilation. Please pay attention to the size of the confined space. Let the lamp have enough space for heat dissipation for the lumen maintenance and extended working life.

# LED CORN LIGHT

## PRODUCT FEATURES

Item No	MYM-6	MYM-12
LED Power	6W	12W
Lumen Output	900Lm	1300Lm
Weight	0.14kg 0.16kg	0.17kg
Product Size	Dia 48*L 155	Dia48*L183
Carton Size	560*560*400 560*560*400,, 200pcs/CTN	560*560*400, 200pcs/CTN

Beam angle	360°	CRI	>80
Input Voltage	AC 85-300V	CCT	2700-6500k
Driver Brand	CE/UL driver	IP Grade	IP40
Led Lamp	SAMSUNG SMD 2835	Power Factor	>0.95



# LED CORN LIGHT

## PRODUCT FEATURES

- Unique structure design, disconnect-type design of power supply and light source, easier for power supply and light source changing if needed.
- Adopt aluminum fin design, very good heat dissipation performance
- Widely used, no need of ballast, easy installation. Complies with the standards of TUV and ETL well.
- Not applicable for dimmers , electronic switches and remote controls.
- If used in sealed lamp fixtures it will reduce the lumen flux and working life. We don't suggest to use it in the sealed fixture
- Mainly used in garden, square, street for public place lighting.

## INSTALLATION AND MAINTENANCE

- Power must be cut off before installation. Be sure to remove the ballast before installation, it directly connect with wire AC85-300v.
- If you want to replace the traditional fluorescent lights, please ensure you are using the correct socket which fits the lamp perfectly. Ensure that the input voltage and the lamp is matched. Make sure that the lamp base will hold three times the net weight of the lamp.
- Make sure the products are installed tightly on the fixture, then plug in and turn on the light.
- If phenomenon of smoke emitting and peculiar smell occurs, it may lead to electric shock or fire accident. Please cut off the power supply quickly and contact the maintenance personnel. Please do not disassemble it by yourself to avoid the electric shock accident.
- Please do not replace the parts at random in case of to avoid accidents of lamp damage, falling, electric shock and catching fire etc.
- Please use dry cloth to clean it. Please do not use volatile matters such as paint thinner and gas to clean the surface of the lamps. Please do not spray pesticides onto the lights. Otherwise, it may lead to discoloration or damage of the lights.



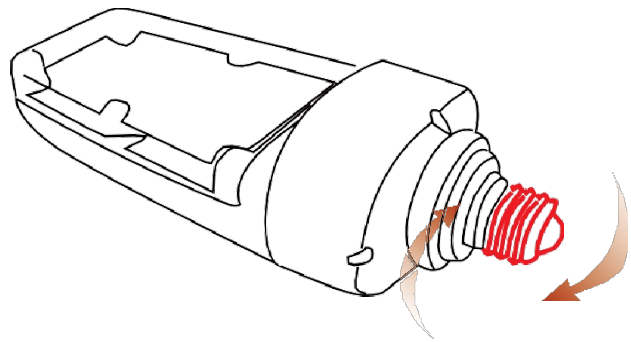
Certification: CE,ROHS,TUV,FCC,SAA,C-tick122



# LED CORN LIGHT

## Rotatable Base 180° & Pay attention

When the products are used in enclosed fixture, please take measures with adequate ventilation. Please pay attention to the size of the confined space. Let the lamp have enough space for heat dissipation for the lumen maintenance and extended working life.



ITEM No.	MYM-3M	MYM-5M	MYM-6M
Led Power	35W	45W	54W
Lumen Output	5250lm	6750lm	8100lm
Weight	0.7kg		
Product size(mm)	Dia98*L244		
Carton size(mm)	315*98*98, 1pc/box, 0.98kg; 420*420*340, 16pcs/ctn, 15.7kg		

Beam angle	180°	CRI	>80
Input Voltage	AC 85-300V	CCT	2700 6500k
Driver Brand	CE/UL driver	IP Grade	IP65
Led Lamp	SAMSUNG SMD 2835	Power Factor	>0.95

